

MOSFET

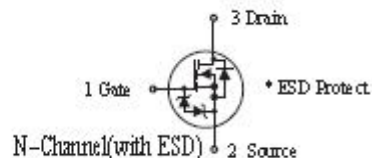
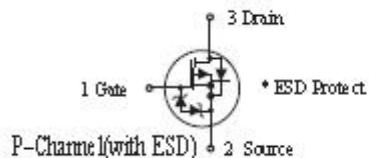
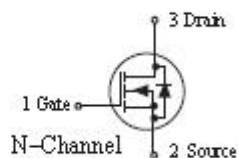
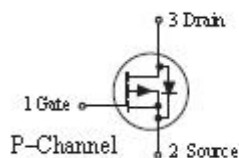
1. 3 Pin Surface Mount MOSFETs

Device	V _{DSS} (V)	I _D (A)	V _{GS(th)} (V)		t _{d(on)} (ns)	t _{d(off)} (ns)	R _{DS(on)} (mΩ)		Package	Channel
			Min (V)	Max (V)			Max (mΩ)	@V _{GS} /I _{DS} (V)/(A)		

1. 3 Pin Surface Mount MOSFETs

LP2305DSL1G	8	3.5	0.45	0.8	13	55	68	4.5/3.5	SOT-23	P-Channel
LP2307LT1G	16	4.7	0.6	1.4	22	45	70	4.5/4.7	SOT-23	P-Channel
LNTK3043NT5G	20	0.255	0.4	1.3	13	94	3400	4.5/0.01	SOT-723	N-Channel(with ESD)
LNTK3043PT5G	20	0.255	0.4	1.3	13	94	3400	4.5/0.01	SOT-723	P-Channel(with ESD)
LSI1012XT1G	20	0.5	0.45	0.9	5	25	700	4.5/0.6	SC-89	N-Channel(with ESD)
LSI1012LT1G	20	0.5	0.45	0.9	5	25	700	4.5/0.6	SOT-23	N-Channel(with ESD)
LSI1013LT1G	20	0.35	0.45	-	5	35	1200	4.5/0.35	SOT-23	P-Channel(with ESD)
LSI1013XT1G	20	0.35	0.45	-	5	35	1200	4.5/0.35	SC-89	P-Channel(with ESD)
LNTA4001NT1G	20	0.238	0.5	1.5	13	98	3000	4.5/0.01	SC-89	N-Channel(with ESD)
LP2301LT1G	20	2.3	0.4	0.9	17.28	36.05	100	4.5/2.8	SOT-23	P-Channel
LP2301ALT1G	20	2	0.4	1	50	40	110	4.5/2.8	SOT-23	P-Channel
LP2301BLT1G	20	2.8	0.4	0.9	17.28	36.05	100	4.5/2.8	SOT-23	P-Channel
LP3415ELT1G	20	4	0.3	1	965.2	7716	60	4.5/4.0	SOT-23	P-Channel(with ESD)
LP3443LT1G	20	4.7	0.6	1.4	22	45	70	4.5/4.7	SOT-23	P-Channel
LP4101LT1G	20	2.3	0.45	0.95	17.28	36.05	150	2.5/2.0	SOT-23	P-Channel
LN2302LT1G	20	2.3	0.6	1.2	6.16	16.61	60	4.5/2.8	SOT-23	N-Channel
LN2302ALT1G	20	2.8	0.6	1.2	9	38	85	4.5/2.8	SOT-23	N-Channel
LN2312LT1G	20	4.9	0.4	1	15	48	41	4.5/5.0	SOT-23	N-Channel
LN2502LT1G	20	4.2	0.4	0.9	8	22	40	4.5/6.0	SOT-23	N-Channel
LN4501LT1G	20	3.2	0.6	1.2	6.5	12	80	4.5/3.6	SOT-23	N-Channel
LNTR4003NLT1G	30	0.5	0.8	1.6	16.7	65.1	2000	2.5/0.01	SOT-23	N-Channel(with ESD)
L2SK3018WT1G	30	0.1	0.8	1.5	15	80	8000	4/0.01	SC-70	N-Channel(with ESD)
L2SK3019LT1G	30	0.1	0.8	1.5	15	80	13000	2.5/0.001	SOT-23	N-Channel(with ESD)
L2N7002FWT1G	30	0.22	0.8	1.5	10.1	31.3	13000	2.5/0.001	SC-70	N-Channel(with ESD)

LNTA7002NT1G	30	0.154	0.5	1.5	13	98	7000	4.5/0.154	SC-89	N-Channel(with ESD)
LNTR4003NLT1G	30	0.5	0.8	1.6	16.7	65.1	2000	2.5/0.01	SOT-23	N-Channel(with ESD)
LP2305LT1G	30	4.2	0.7	1.3	11.36	34.88	130	2.5/1.0	SOT-23	P-Channel
LP3401LT1G	30	4.2	0.7	1.3	6.3	38.2	120	2.5/1.0	SOT-23	P-Channel
LP3407LT1G	30	4.1	1	3	7.5	19	70	10/4.1	SOT-23	P-Channel
LP9435LT1G	30	5.3	1	3	9	75	70	10/5.3	SOT-23	P-Channel
LN2306LT1G	30	5.8	0.7	1.4	7	38	38	10/5.8	SOT-23	N-Channel
LN4812LT1G	30	6	1	3	9	30	38	10/6.0	SOT-23	N-Channel
LBSS84LT1G	50	0.13	0.8	2	2.5	16	10000	5/0.1	SOT-23	P-Channel
LBSS84WT1G	50	0.13	0.8	2	2.5	16	10000	5/0.1	SC-70	P-Channel
LBSS138LT1G	50	0.2	0.5	1.5	20	20	3500	5/0.2	SOT-23	N-Channel
LBSS138WT1G	50	0.2	0.5	1.5	20	20	3500	5/0.2	SC-70	N-Channel
LBSS139LT1G	50	0.2	0.5	1.5	20	20	3500	5/0.2	SOT-23	N-Channel(with ESD)
L2N7002LT1G	60	0.115	1	2	20	40	7500	10/0.5	SOT-23	N-Channel(with ESD)
L2N7002KLT1G	60	0.32	1	2.5	9.9	39.4	1800	10/0.5	SOT-23	N-Channel(with ESD)
L2N7002M3T5G	60	0.115	1	2.2	20	40	4000	10/0.5	SOT-723	N-Channel
L2N7002EM3T5G	60	0.115	1	2.5	20	30	7500	10/0.5	SOT-723	N-Channel(with ESD)
SRK7002LT1G	60	0.115	1	2.5	20	30	7500	10/0.5	SOT-23	N-Channel(with ESD)
L2SK801LT1G	60	0.31	1	2.2	7	11	2500	10/0.5	SOT-23	N-Channel
L2N7002WT1G	60	0.115	1	2.5	7	11	7500	10/0.5	SC-70	N-Channel(with ESD)
L2N7002KWT1G	60	0.32	1.2	2	9.9	39.4	1800	10/0.5	SC-70	N-Channel(with ESD)
LN2308LT1G	60	2.6	1	3	10	29	82	10/2.6	SOT-23	N-Channel



2.6 Pin Surface Mount MOS FETs

Device	V _{DSS} (V)	I _D (A)	V _{GS(th)}		t _{d(on)} (ns)	t _{d(off)} (ns)	R _{DS(on)}		Package	Channel
			Min (V)	Max (V)			Max (mΩ)	@V _{GS} /I _{DS} (V)/(A)		
L2N7002FDW1T1G	30	0.22	0.8	1.5	10.1	31.3	13000	2.5/0.001	SC-88	N-Channel(with ESD)
LBSS138V3.3T1G	50	0.2	0.5	1.5	20	20	3500	5/0.2	SC-74	MOSFET+ZENER
LBSS8402DW1T1G	50	0.13	0.5	1.5	5	7	3500	5/0.2	SC-88	N-Channel/P-Channel
LBSS84DW1T1G	50	0.13	0.8	2	13	16	10000	5/0.1	SC-88	P-Channel
LBSS138DW1T1G	50	0.2	0.5	1.5	5	7	3500	5/0.2	SC-88	N-Channel
L2N7002DW1T1G	60	0.115	1	2	20	40	7500	10/0.5	SC-88	Dual-N-Channel(with ESD)
L2N7002DMT1G	60	0.115	1	2	20	40	7500	10/0.5	SC-74	Dual-N-Channel(with ESD)
L2N7002KDW1T1G	60	0.32	1	2.5	9.9	39.4	2300	10/0.5	SC-88	Dual-N-Channel(with ESD)

L2N7002DW1T1G L2N7002KDW1T1G	L2N7002DMT1G	LBSS138V3.3T1G	LBSS8402DW1T1G	LBSS84DW1T1G	LBSS138DW1T1G

